

Designer Select

PREMIUM OFFERINGS *for*
PROJECTS *of* DISTINCTION
Southern California



Eagle's Artisan Tapered Slate Series
49720 Graystone

USA Owned. USA Made.

Creating a Greener California

2013 California Title 24, Part 6 Requirements — Understanding How It Affects You

California's Title 24 energy standards address the energy efficiency of new construction of, and additions and alterations to, homes and commercial buildings. Since buildings are one of the major contributors to electricity demand, the goal of Title 24 is to reduce energy consumption in California for its energy future.

Effective July 1, 2014, the Title 24 Roofing Code establishes new requirements to promote the installation of “Cool Roofs” in Low Rise Residential Steep Slope Construction. Cool Roofs are roofs consisting of materials that reflect the sun's energy from the roof surface, as well as have high emissivity, allowing them to emit infrared energy. Thus, significantly reducing energy costs and urban heat islands.

Eagle Roofing Products is committed to adhering to the California Energy Commission's energy standards by providing our Customers with Cool Roof concrete tile solutions that not only meet the new requirements, but deliver the beauty, durability and value that you've come to expect.

How does Title 24 Impact You?

- Builders: All new permits and buildings must comply
- Architects: Must plan for the new energy efficiency requirements
- Roofers: Can differentiate by knowing the new code

Cool Roof Criteria

California is divided into 16 climate zones. Buildings located in Climate Zones 10 -15 need to meet, at a minimum, the following requirement as outlined by the California Energy Commission (CEC).

- Aged Solar Reflectance Index of 16

Requirements vary by zone, depending on the building and the climate method. [See map on opposite page]

To see which climate zone your project is in and the requirements associated with your building structure, visit the CEC's website:

www.energy.ca.gov/maps/renewable/building_climate_zones.html

Re-Roof and Alterations

In Climate Zones 10-15, when 50% or more of the roof is being replaced, the Prescriptive Method must be used to meet cool roof requirements, except when:

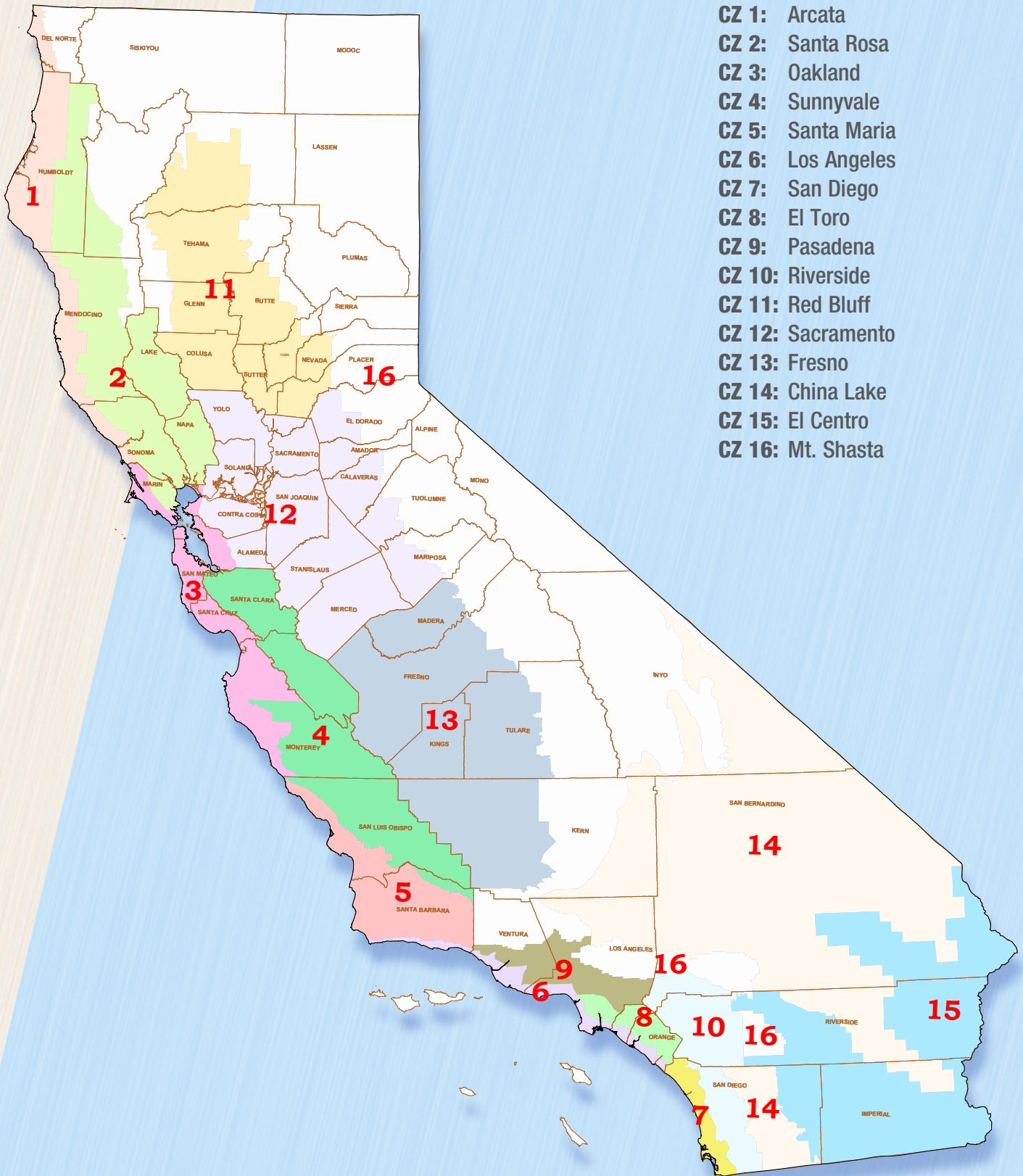
- Re-roof alterations are less than 50% of the existing roof
- Home addition has less than 300 square feet of roofing
- Minimum R38 attic insulation is used
- Minimum R4 above deck insulation is used
- There is no duct work in attic or duct insulation meets new requirements
- High profile tile is used (rise to width ratio of 1:5 when installed)
- Elevated battens are used

New Construction

For new construction, the Performance Method, where you use the California Energy Commission's approved software to demonstrate compliance for the entire building is the preferred path.

- A total building energy budget is established
- Solar Reflectance and Thermal Emittance of chosen product are entered into the software
- Tradeoffs are allowed (i.e. higher efficiency windows, HVAC, etc)
- Any profile or color can be used as long as the energy budget is met

Title 24 Requirements



Index of Title 24 Products

For a quick reference of our Title 24 compliant products, refer to the product index table below. Also look for our **T24** indicator on the product pages.

The numbers in red, represent a calculated (estimated) 3 year (aged) solar reflectance index, whereas, the standard color number represents an actual 3 year tested solar reflectance index.

TILE #	NAME	REF	EMI	SRI	A.REF	A.EMI	A.SRI	CRRC#	PAGE #
3548	Palo Verde	.21	.91	21	.21	.92	21	0918-0029	10
3794	Coronado	.27	.94	30	.29	.88	30	0918-0016	10
SHC 8708	Del Oro Blend	.14	.90	11	.16		14	0918-0075	10
SHC 8709	El Morado Blend	.17	.88	14	.18		15	0918-0076	10
SHC 8710	Ladera Blend	.18	.89	16	.19	.92	19	0918-0052	10
SHC 8711	Puesta Del Sol Blend	.18	.89	16	.19		17	0918-0080	10
SMC 8403	Santa Barbara Blend	.16	.89	13	.18	.93	18	0918-0056	11
SMC 8404	San Juan Blend	.30	.85	30	.33	.9	36	0918-0012	11
SMC 8822	San Buenaventura	.24	.87	23	.23	.92	24	0918-0067	11
4794	Coronado	.27	.94	30	.29	.88	30	0918-0016	12
SHE 8704	Lehigh Blend	.15	.94	15	.17	.92	16	0918-0046	12
SHE 8715	Roanoke Blend	.17	.89	15	.18		16	0918-0081	12
SHE 8773	Walnut Creek Blend	.20	.94	21	.23	.91	23	0918-0037	12
5552	Canyon Gray	.13	.90	10	.15		13	0918-0073	14
SHP 8706	Cascade Blend	.14	.90	11	.16	.92	15	0918-0064	14
SHP 8707	Sierra Blend	.14	.90	11	.16	.92	15	0918-0070	14
39706	Grand Canyon	.32	.87	33	.28		28	0918-0077	17
39707	Sabino Canyon	.19	.89	17	.19		17	0918-0082	17
39712	Las Olas	.22	.89	21	.21		20	0918-0079	17
39713	Avila Bay	.27	.90	28	.25		25	0918-0072	17
39714	Summerfield	.25	.88	24	.24		23	0918-0083	17
49707	Sabino Canyon	.19	.89	17	.19		17	0918-0082	17
49713	Avila Bay	.27	.90	28	.25		25	0918-0072	17
49714	Summerfield	.25	.88	24	.24		23	0918-0083	17
49718	Catskill	.29	.91	31	.26		28	0918-0103	18

Estate
SHE 8704 Lehigh Blend



Signature Blends of Blends

Set yourself apart from the rest by adding beauty and distinction to your roof when you choose one of our custom color creations. The Signature Blends of Blends line emulates the classic look of real clay tiles with natural color blends that allow greater flexibility in creating the most traditional to the most contemporary of roof designs. A handcrafted work of art, we encourage you to go ahead and explore the possibilities.

Achieving the Signature Blends of Blends Appearance

Please note that the tile blends featured do not come pre-packaged or blended in the pallet and are to be purchased separately. The percentage noted on the Signature Blends of Blends are suggestions and Eagle Roofing Products recommends that you discuss the design effect with your Roofer, prior to installation, to ensure that you achieve the desired look and that no hot spots (patches of color that undo the blended effect) are created. Your Roof Contractor is responsible for blending the colors during the loading of roof in order to create the Signature Blends of Blends, ensuring that the placement of the tile is completed in an aesthetically pleasing manner.



SHC 8711 Puesta Del Sol Blend - 50% | SMC 8401 San Miguel Blend - 50%



SHC 8710 Ladera Blend - 50% | SCC 8829 Santa Fe Blend - 50%



SHC 8710 Ladera Blend - 50% | SHC 8708 Del Oro Blend - 50%



SMC 8403 Santa Barbara Blend - 50% | [BS] SCC 8830 Albuquerque Blend - 50%

Signature Blends of Blends



SMC 8403 Santa Barbara Blend - 50% | [BS] SMC 8402 - Santa Cruz Blend - 50%



SHC 8709 El Morado Blend - 50% | [BS] SMC 8402 Santa Cruz Blend - 50%



SHC 8711 Puesta del Sol Blend - 50% | [BS] SMC 8402 Santa Cruz Blend - 50%



SMC 8404 San Juan Blend - 50% | [BS] SMC 8820 Santa Clara Blend - 50%



SHC 8711 - Puesta del Sol Blend - 50% | [BS] 3723 Adobe Blend - 50%



SMC 8401 - San Miguel Blend - 50% | SHC 8708 Del Oro Blend - 50%

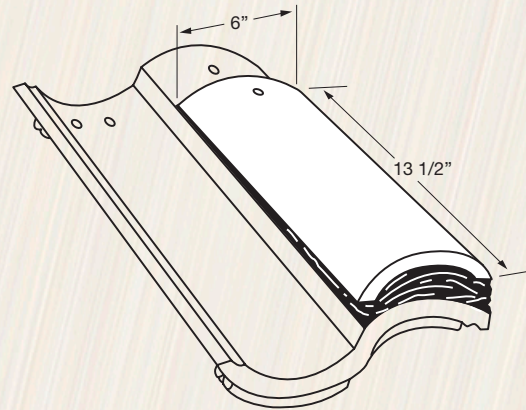
Boosted Accessory Pieces

It's easy to create the beauty of an authentic mortar-boosted clay roof with our Boosted accessory piece. These individual Boosted pieces are available in a wide range of colors intended to create a rustic look. Simply select from any of our Boosted colors to complement your Capistrano tile. For best results, mix your Boosted color and base color as this will add to the authenticity of your roof.

Choose a Boosted accessory piece to go with your base field tile. Then decide how much "Boost" to use and how you would like your mortar to look. Some prefer a neat treatment, while others like an authentic look. No matter your choice, your new Boosted Eagle roof will be beautiful for years to come.

% used on roof	Approx installed weight field tile per 100 sq ft
10% Application	990
20% Application	1080
30% Application	1170

Each Boosted piece weighs approximately 4.8 lbs.



Boosted Wind Clips Included (Bronze & Stainless Steel)



Placing The Mortar



Boosting The Eave



Close-Up of Boosted Eave



10% Boost



20% Boost

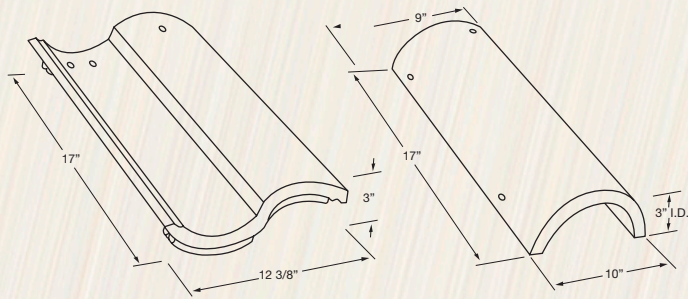


30% Boost

Capistrano

88.5 Tiles per 100 sq ft with 3" headlap

900 Approx installed weight field tile per 100 sq ft



3548 Palo Verde - Light Green, Black, Maroon Streaks
T24 Ref: .21 Emi: .91 SRI: 21 A.SRI: 21 CRRC: 0918-0029



3794 Coronado - Tan, Charcoal, Cream Streaks
T24 Ref: .27 Emi: .94 SRI: 30 A.SRI: 30 CRRC: 0918-0016 LEED†



SHC 8708 Del Oro Blend - Terracotta, Gold, Tan, Brown Blend
T24 Ref: .14 Emi: .90 SRI: 11 A.SRI: 14 CRRC: 0918-0075



SHC 8709 El Morado Blend - Terracotta, Burgundy Blend
T24 Ref: .17 Emi: .88 SRI: 14 A.SRI: 15 CRRC: 0918-0076



SHC 8710 Ladera Blend - Tan, Gray, Orange, Dark Brown Blend
T24 Ref: .18 Emi: .89 SRI: 16 A.SRI: 19 CRRC: 0918-0052



SHC 8711 Puesta Del Sol Blend - Tan, Orange Red, Dark Brown Blend
T24 Ref: .18 Emi: .89 SRI: 16 A.SRI: 17 CRRC: 0918-0080





SMC 8401 San Miguel Blend - Dark Chocolate Brown, Taupe, Rosy Brown Blend



SCC 8829 Santa Fe Blend - Orange, Maroon, Dark Brown, Terracotta Blend



SMC 8403 Santa Barbara Blend - Light, Dark Terracotta, Mauve, Dark Beige Blend

T24 Ref: .16 Emi: .89 SRI: 13 A.SRI: 18 CRRC: 0918-0056




SMC 8404 San Juan Blend - Peach, Tan, Terracotta Blend

T24 Ref: .30 Emi: .85 SRI: 30 A.SRI: 36 CRRC: 0918-0012 LEED+



SMC 8822 San Buenaventura - Clay Red

T24 Ref: .24 Emi: .87 SRI: 23 A.SRI: 24 CRRC: 0918-0067

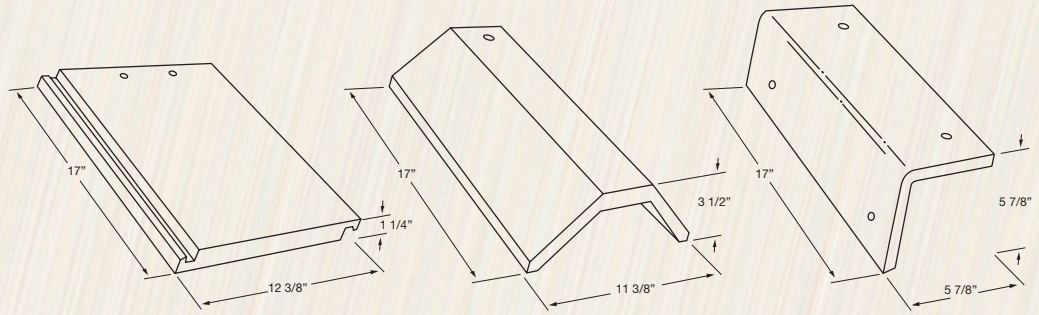


Capistrano
SHC 8709 El Morado Blend

Bel Air & Estate

88.5 Tiles per 100 sq ft with 3" headlap

970 Approx installed weight field tile per 100 sq ft

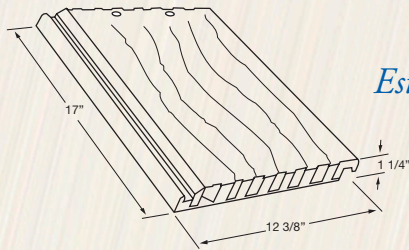


Bel Air >



4794 Coronado - Tan, Charcoal, Cream Streaks

T24 Ref: .27 Emi: .94 SRI: 30 A.SRI: 30 CRRC: 0918-0016 LEED†



Estate >



SHE 8704 Lehigh Blend - Natural Gray, Light Gray, Charcoal Blend

T24 Ref: .15 Emi: .94 SRI: 15 A.SRI: 16 CRRC: 0918-0046



SHE 8715 Roanoke Blend - Light Gray, Dark Gray, Gold, Taupe Blend

T24 Ref: .17 Emi: .89 SRI: 15 A.SRI: 16 CRRC: 0918-0081



SHE 8773 Walnut Creek Blend - Gray, Tan, Orange, Dark Brown Blend

T24 Ref: .20 Emi: .94 SRI: 21 A.SRI: 23 CRRC: 0918-0037



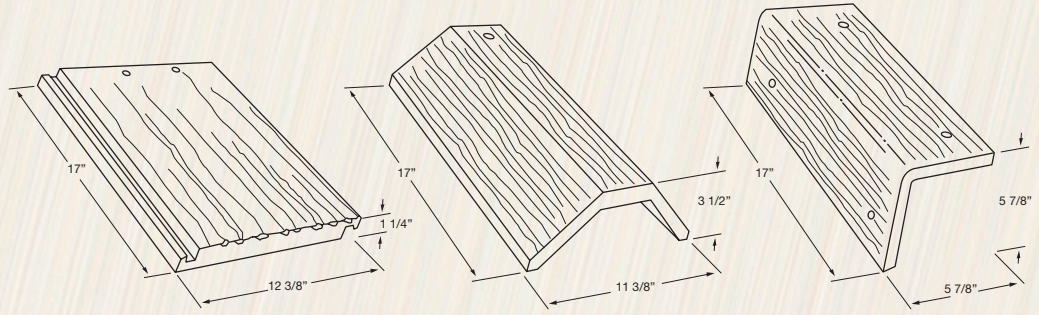


Estate, Staggered
SHE 8715 Roanoke Blend

Ponderosa

88.5 Tiles per 100 sq ft
with 3" headlap

970 Approx installed
weight field tile
per 100 sq ft



SHP 5552 Canyon Gray - Fawn Gray, Purple, Gray Streaks

T24 Ref: .13 Emi: .90 SRI: 10 A.SRI: 13 CRRC: 0918-0073



SHP 8706 Cascade Blend - Tan, Dark Brown Blend

T24 Ref: .14 Emi: .90 SRI: 11 A.SRI: 15 CRRC: 0918-0064



SHP 8707 Sierra Blend - Tan, Dark Brown, Reddish Brown Blend

T24 Ref: .14 Emi: .90 SRI: 11 A.SRI: 15 CRRC: 0918-0070



Notice: To ensure your satisfaction with your tile choice, we request you obtain a current tile sample; or request addresses in your area from your local Design Center/Eagle Representative.



Ponderosa
SHP 8706 Cascade Blend

The Artisan Collection

Projects of distinction require roof tiles that make an impression. Eagle's Artisan Collection utilizes our exclusive Color Pressed Technology to create vibrant hues and unique color transitions not typical in standard roof tiles. The Artisan Collection ranges from distinctive Old World Mediterranean and Southwestern blends in both the Capistrano and Bel Air profiles to rich traditional slate tones found in our new Artisan Tapered Slate Series (following pages).



Artisan Capistrano & Bel Air



39706 Grand Canyon - Terracotta, Cream, Brown Streaks
T24 Ref: .32 Emi: .87 SRI: 33 A.SRI: 28 CRRC: 0918-0077




39707 Sabino Canyon - Purple, Cream, Dark Brown Streaks
T24 Ref: .19 Emi: .89 SRI: 17 A.SRI: 17 CRRC: 0918-0082




39712 Las Olas - Terracotta, Cream, Brown, Gold Streaks
T24 Ref: .22 Emi: .89 SRI: 21 A.SRI: 20 CRRC: 0918-0079




39713 Avila Bay - Terracotta, Ivory, Brown Streaks
T24 Ref: .27 Emi: .90 SRI: 28 A.SRI: 25 CRRC: 0918-0072




39714 Summerfield - Tan, Brown, Yellow Streaks
T24 Ref: .25 Emi: .88 SRI: 24 A.SRI: 23 CRRC: 0918-0083



49707 Sabino Canyon - Purple, Cream, Dark Brown Streaks
T24 Ref: .19 Emi: .89 SRI: 17 A.SRI: 17 CRRC: 0918-0082



49713 Avila Bay - Terracotta, Ivory, Brown Streaks
T24 Ref: .27 Emi: .90 SRI: 28 A.SRI: 25 CRRC: 0918-0072



49714 Summerfield - Tan, Brown, Yellow Streaks
T24 Ref: .25 Emi: .88 SRI: 24 A.SRI: 23 CRRC: 0918-0083


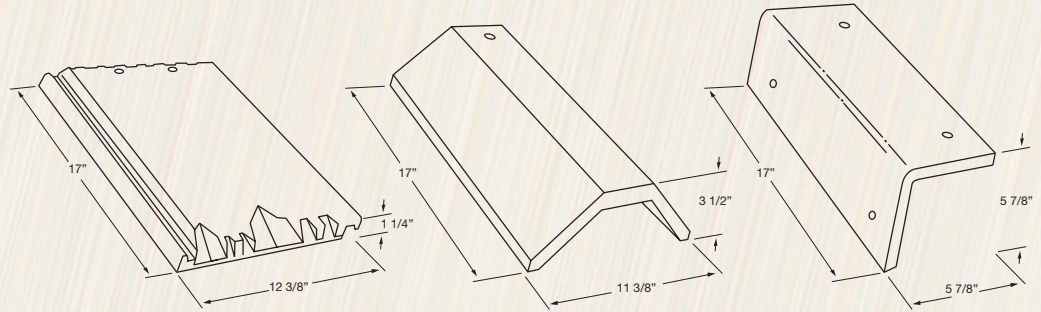


Featuring Artisan Tapered Slate


If you are looking for a roof that is exquisite, eye-catching and unlike anything else available, then our Artisan Tapered Slate Collection is for you! Featuring rich, traditional slate tones in charcoal, green, burgundy, black and copper, our Tapered Slate tiles flaunt vibrant hues and beautiful color transitions. Another unique feature? Tapered sides and butt nocks that create a distinctive appearance that will dramatically enhance any style roof. See for yourself! Ask your local representative for a free sample today.

88.5 Tiles per 100 sq ft with 3" headlap


970 Approx installed weight field tile per 100 sq ft



49717 Nottingham - Gray, Burgundy, Black, Green Flashed



49717 Nottingham, Staggered



49718 Catskill - Moss Green, Dark Green, Green, White Flashed
T24 Ref: .29 Emi: .91 SRI: 31 A.SRI: 28 CRRC: 0918-0103



49718 Catskill, Staggered



Artisan Tapered Slate



49719 Wales - *Gray, Burgundy, Copper, Gray Flashed*



49719 Wales, Staggered



49720 Graystone - *Gray, Yellow, Copper, Black Flashed*



49720 Graystone, Staggered



49721 Brownstone - *Mocha Tan, Brown, Gray, Green Flashed*



49721 Brownstone, Staggered

Visit an Eagle Design Center

A beautiful roof is one of the most important architectural elements of a home or building, so why not visit an Eagle Design Center, where you can see our huge selection of colors, textures, styles and products? Whether you need tile samples, design consultation, technical specifications, installation guides or more, our knowledgeable professionals are here to support you every step of the way.



Call Today To Schedule Your Free Consultation!

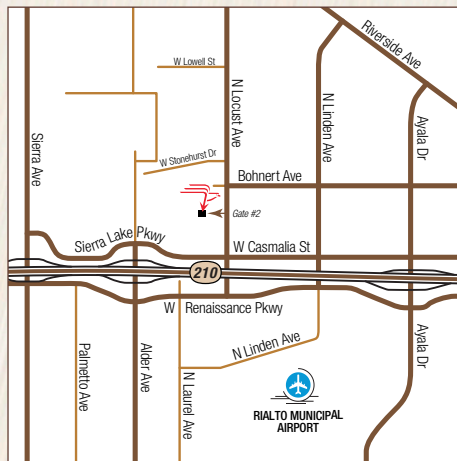
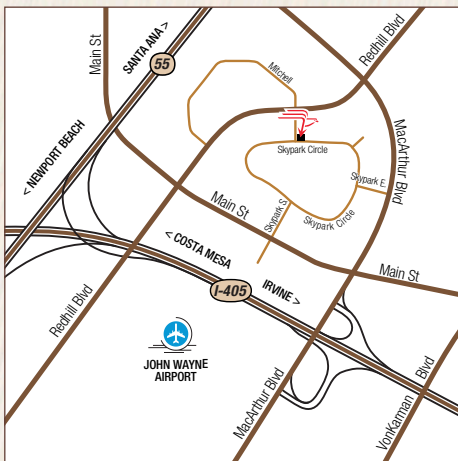
Southern California Design Centers

Irvine

17875 Sky Park Circle, Suite F
Irvine, CA 92614
Phone: 949-553-8333

Rialto

2352 N. Locust Avenue, Gate 2
Rialto, CA 92377
Phone: 800-400-3245



Corporate Offices
3546 N. Riverside Ave.
Rialto, CA 92377
Phone: 909-822-6000

www.eagleroofing.com

Eagle is proud to be affiliated with these organizations:



© 2015 Eagle Roofing Products 01/2015